

March 2003



Flylines



The newsletter of the Black Hills Flyfishers

The Finest In Angling Literature

Whoaaaa Nelliee!!! It's the Big Speaker!

Mark this one down on your calendar! On Saturday, March 22, the Black Hills Flyfishers will host Scott Sanchez for a series of three different programs. Who's Scott Sanchez, you ask? Why, to answer that question I cut and pasted the information outlined below:

Scott started fly-fishing and fly-tying at the age of 12. He grew up in Salt Lake City and tried his self-taught fly-fishing skills on the trout of the Wasatch front. Fortunately, these fish were forgiving of novice abilities. At 14, he taught his first fly-tying class.

He has worked in the fly fishing industry for 21 years. This includes being assistant manager at Jack Dennis Sports, tying flies commercially, helping with video and book production for Snake River Books, guiding, consulting work for Dan Bailey's, working at the Austin Angler and being the Texas rep for Scott Rods.

He is featured in the video "Understanding Fly Tying Materials" and has done fly-tying demonstrations as well as slide shows, fly-tying and fly-fishing instruction. He has written articles and sold photos to American and Japanese publications, and his flies have been featured in many books and magazines. Scott has been the featured guide on national TV programs. He is now the wholesale manager at Dan Bailey's. He has been around the One Fly Contest since the beginning and his Double Bunny has won the prestigious event three times. Scott is in demand at One Fly for his bombproof flies. Many consider him to one of the more innovative fly-tiers around.

Scott is a member of the Scott Rods Pro Staff, and is the fly-tying editor for "Fly Fisherman Magazine." He has 20 years experience fishing the Greater Yellowstone area. He has fly-fished for numerous species in Wyoming, Montana, Idaho, Colorado,



Utah, New Mexico, Missouri, Texas, Belize, California, the Virgin Islands, Hawaii, Brazil and France.

Here's the schedule:

9 a.m., Fly-tying, Dakota Angler & Outfitter

1 p.m., Specialty casting and angling strategy seminar, and Texas Salt Water and Hill Country slide show, Rushmore Plaza Holiday Inn

7:30 p.m., A Year of Fishing the Snake River and Jackson Hole Area slide show, Rushmore Plaza Holiday Inn

There will be a \$5 admission charge for the afternoon and evening programs. No admission will be charged for the morning fly-tying program. Don't miss this rare opportunity to meet and learn from one of the premier anglers and fly-tiers in the West.

Inside...

Auction Ahead	Page 2
President's Message	Page 3
My Favorite Trout	Page 6

Warning! Dues Harassment Ahead

Yes friends, it is indeed true. If the label on this newsletter is printed in black, you are certified as a card-carrying member of the BHFF for another year. You have lived up to your responsibilities as a conservationist, and earned the respect and admiration of your peers. If, on the other hand, your label is printed in red, our team of crack accountants have determined that your status (and the corresponding respect and admiration) is in serious jeopardy.

Don't make us call you in the middle of the night. Don't make us enlist Paul Stabile's friends from Philly to "encourage" payment with a baseball bat aimed at your knees. And above all, don't make us trot out the picture showing a fish with a .45 held to his head. Let's do this the easy way. The proper membership form, and a return envelope are attached.

Caution. Auction Ahead

Holy smokes! It's almost April! Yes, friends, that means that the 21st annual Black Hills Flyfishers equipment auction and flyfishing-o-rama is just around the corner.

This year's auction will be held at the Alex Johnson Hotel Ballroom, and Denny McKay has once again volunteered to serve as auctioneer. The date? Saturday, April 12th.

Clearly this is the social event of the year for the entire Black Hills region. Additional details will be provided in future mailings, but I can tell you that this year's auction will be the best ever. Stay tuned.

February Meeting Picture Perfect

Man, that Bill Coburn knows how to throw a shindig! The BHFF met in Spearfish on February 13 at the historic Clyde Ice cabin. A solid turnout of approximately 30 anglers heard ace photographer and all-around-good-guy Guy Tillet of Rapid City present a program on Alaska.

Big fish. Lots of wildlife. This was indeed an outstanding program with great pictures, and Guy is a terrific speaker. A good time was truly had by all who attended. Special thanks to Guy Tillet for sharing his Alaska experience.

Please pay your dues soon.

The benefits? Well, first and obviously foremost, it entitles you to another year's subscription to Flylines, "the finest in angling literature." Let's face it. Could you imagine making it through an entire year without this publication gracing your mailbox? I didn't think so. Compared to this, the Victoria Secret catalog is something you use to line the hamster cage.

Beyond all of that, you'll have an opportunity to give back something to the streams and fisheries that mean so much to our quality of life. I'm deliberately not letting Buchholz write this - he'd get all teary-eyed and put something in about "crumbly limestone valleys," but you get the point. Your support is meaningful, and funds derived from dues, auction proceeds, and raffles support our fisheries.

More Scott Sanchez Photos



Angling Report

By Dakota Angler and Outfitter

Spearfish Creek: Good flows right now. Anglers have been successful using an orange scud with a WD-40 dropper, and have also been successful with a San Juan worm.




There has been some midge activity, particularly on Yates Pond.

Pactola Basin: Current flow is 20 cfs. Various midges have been working - try the crystal bead pupa

in olive, black, or brown.

Rapid Creek at the Golf Course: Small stuff has been working fairly well. RS2, Brook Sprout, Brassie, and flashback Pheasant Tails have all been effective in sizes 20-22.

Don't forget about the lunkers at Pierre. Ice should be coming off soon!



From The President's Desk


By Paul Stabile

Spring is in the air. I know, because I can see it in my breath when I walk to my car in the morning. The cold weather during the past few weeks shouldn't distract you from the Black Hills Flyfishers big events of the year. You can read all the details elsewhere in this newsletter, but I want to encourage you to attend the presentations by Scott Sanchez scheduled for Saturday, March 22. He's an amazing fly-tier and caster, and can teach us all a thing or two. I also want to make sure you mark your calendars for the annual equipment auction set for Saturday, April 12. The auction is a great time, not only because of the great

deals you can find on all kinds of fishing and sometimes unrelated items, but because of the amazing people who attend. It's fun, you know you're helping meet the conservation goals of the club, and you get to see Don Polovich fervently bid on the haircut he absolutely doesn't need.

The auction is the main reason the Black Hills Flyfishers exists. We raise just about every cent of the money we have for the conservation and education programs that make us the best damn conservation organization in the Black Hills.

I hope to see you at both events.



A Bunch of Flies To Tie

Caddis Larvae

Description

I call this one a Winston Caddis because it's tied with a Winston cigarette filter. This dubbing can be used for a variety of patterns. It also absorbs PrismaColor markers nicely. It gets down and stays down. Fish it in a dead drift right through the pool.

Materials

HOOK: Klinkhamar, G/S Special #12, 14

UNDERBODY: .015 Lead Wire (entire shank, doubled @ thorax)

THREAD: Cream 6/0

RIB: 6 lb. Mono

WINGCASE: 1/8" Scud Back (clear)

BODY: Cigarette Filter (smoked & shredded)

THORAX: Dark Hare's Ear

HEAD: Black thread 6/0

Tying Instructions

1. Thread lead wire through the eye, extending approx 1" of wire through the eye. Wrap wire the entire length of the shaft, then clear the eye of wire and wrap back over the underbody at the thorax. Coat w/lacquer.
2. Wrap thread to rear of hook and tie in a length of 6 lb. Mono and a length of clear scud back material.
3. Shred filter and dub onto thread and wrap forward to the doubled lead wire. Throw in a half hitch, cut thread and tie on the black thread.
4. Dub the black thread w/hare's ear and form thorax.
5. Pull scud back over the body and tie off at the head.
6. Wrap mono forward forming a rib.
7. Form a head of black thread; whip finish.
8. Pluck out the cigarette filter and hare's ear.

The Couch Potato

Description

Use for smallmouth bass, largemouth bass, rainbow trout, panfish. This fly will fall very slowly, and you can bump the nose up and down as it slowly falls.

Materials

HOOK: 10 - 22

THREAD: 6/0 white

TAIL: White round rubber legs

BODY: Couch stuffing

ANTENNAE: White round rubber legs

Tying Instructions

1. Lay 2 white rubber legs along hook shank. Start to tie legs on from the bend of the hook and work your way forward. After reaching the eye of the hook go back to the butt.
2. Dub on couch stuffing (from my couch, don't tell my wife!) the full length of the hook.
3. Take the antennae and tie in front for the antennae to stand up at about a 60 degrees angle.
4. Wipe finish and cement.
5. Trim Rubber legs to desired length and separate.
Hint: The longer the tail, the slower it falls. The longer the antennae, the slower it falls. Ideally, trim antennae shorter than tail section so head will fall a little faster so you can bump head up and down as it falls.

Orewash Midge

Description

The porno midge was invented for the sole purpose of winter nymph fishing on waters in Oregon and Washington, but should work everywhere.

Materials

HOOK: Any shrimp caddis hook size 16-22

BEAD: Small gold or black or pearl glass bead

THREAD: 6/0 thread the color of thread depends on the color of body you want

TAIL: Mallard flank

RIB: One strand of crystal flash(pearl)

BODY: Thread wrapped into a taper

LEGS: Mallard flank a few fibers on each side

HEAD: Bead of choice

Tying Instructions

1. Put bead on hook and place hook in vise.
2. Attach thread (color of choice) just behind bead. wrap back to bend of the hook. tie in tail (use very small amounts of mallard flank), then tie in crystal flash.
3. Using thread, build a tapered body.
4. Wrap rib body with the crystal flash and tie off just behind bead.
5. Tie in legs a few fibers on each side
6. Whip finish and apply cement to the entire body.

From the Files of the Federation

FFF Victorious in Saving National Waterway

The Federation of Fly Fishers together with seven other conservation and outdoor recreation groups welcomed the Dec. 16 announcement that the U.S. Army Corps of Engineers revoked a permit for the construction of a dam on Bear Creek in Searcy County, Arkansas. The decision to revoke the permit resulted from the filing of a joint lawsuit that was supported by the Federation.

The suit maintained the Army Corps did not consult with the National Park Service before issuing the dam building permit. Consultation is required because Bear Creek is a major tributary to the Buffalo River, a national river in the Mississippi drainage. The national river designation requires that the National Park Service must first approve any building activity that may impact the waterway.

The Buffalo River and its tributaries are home to well over 300 species of fish, insects, freshwater mussels, and aquatic plants. The river system offers fly fishing, canoeing, rafting as well as many other recreation activities.

“The Federation’s success is a victory for all who enjoy our nation’s wild and scenic areas” stated Verne Lehmborg, FFF Conservation VP. He continues, “This is one more example of how the FFF supports grass root efforts to achieve significant conservation gains.”

Plan Now for International Conclave

The Federation of Fly Fishers will hold its 2003 International Fly Fishing Show and Conclave in Idaho Falls, Idaho, at the Shilo Inn Convention Center. The event is scheduled for Aug.4 through Aug. 9.

The theme for the show is “The Legends of Fly Fishing.” This year’s Show will combine six days of fun, making new friends and learning the ins and outs of all facets of fly fishing. Workshops, programs, symposiums, and great fly tiers will delight and excite expert and novice fly fishers regardless of age or gender.

If you have never attended a Show, this will be a golden chance to meet and learn from the true legends of our sport. As an added bonus, you’ll enjoy fishing some of the world’s premier trout streams, such as the Henry’s and South Forks of the Snake River.

Vendors will display the very latest in fly fishing gear during our first ever “New Products Symposium.” We will feature a bamboo rod workshop for those who want to create a fly casting work of art. Fly tying demonstrations will include many legends of this delightful art.

For information, see the Federation’s web page at www.fedflyfishers.org.

From the gratuitous violence files

Most of the emails your friends and family forward to you stink. This one is truly awful, but it’s like a car wreck. You can’t not look.

Winnipeg, Manitoba


The tenderloins are still in it. Ft. Garry had a call this a.m. that there was a deer up a pole! Sure enough there was. This is right beside the tracks a few miles west of Headingly station. They figure a train hit it and launched it up there.



My Favorite Trout by Bradee Beard

Do you have a favorite species or strain of trout? Some variety which, given a choice, you would prefer to catch over any other? I do - it's the trout at the end of my line at the time.

Now, hold on. Before you dismiss the rest of this



This one,

article as some feeble attempt at humor, give this some thought. Wouldn't you prefer hooking and landing a hatchery rainbow to casting for (and not connecting with) a wild brown? Personally, I have never thought it all that difficult to find at least one good quality about every fish I

catch. I do this not to pat myself on the back and sing my own praises for outwitting such a crafty foe, but because I believe any fish kind enough to attach itself to my fly is deserving of my consideration and respect.

I prefer the American cutthroat trout, I think, because there are so many races and strains of the same species. Except for the same general shape, the Yellowstone race looks so much different than its cousin from the Snake River drainage. Coloration, size and number of spots, even general disposition are widely divergent. Also, I know both are always available, if not predominant, in their respective sections of the Rocky Mountain West, which has always been my favorite part of the States to fish.


I think that, if I must lose a fly at any given moment, I'd rather it be in a tree than the lip of a fish I've broken off. Hatchery rainbows are my favorite trout because they seldom strip me of my terminal gear while still giving a credible fight. And, I've always been impressed that a fish with essentially no

teeth can even survive. Even the wildest rainbow have always seemed to me the most delicate of trout, from their actions and demeanor to their diaphanous diet. But their big brothers, the steelhead, are another story entirely. Spending a year or more gorging on the sea's bounty, all the while dodging every manner of marine predator, does for the fragile rainbow trout what anabolic steroids would do for a football player. Two such widely separated sets of physical capacities and, I believe, mentalities in virtually the same species fascinates and inspires me endlessly.

Brown trout are my preferred quarry precisely because they are the opposite of rainbows in so many ways. Even the smallest among the brethren can tangle a net something fierce with their toothy grin. They are piscatorial bullies, with broad shoulders and nasty dispositions, swaggering and posturing, intimidating

all others that have the misfortune to swim past their watery street corners. And when a brown trout takes your fly, it's almost as if it's saying, "I have you now."


I take great delight in catching brook trout, regardless of size, because of the great respect I have for them. Basically from birth, they have that never-give-an-inch tenacity. Most everywhere in America, they are small in size, but never in spirit. When I hook one of any size, it




this one,

reaffirms my belief that the diminutive and scornful term "brookie" laid upon this magnificent fish is most undeserved. They are brook TROUT!

The next time you hear yourself saying "these trout are nice, but they just don't hold a candle to . . ." just remember that this might be not from some shortcoming in the fish, but in the fisherman.



or this one?



Flylines

Published infrequently at the editors' whim, *Flylines* is the voice of the Black Hills Flyfishers. Our editorial policy is to print the news, a portion of which will inevitably be true.

Opinions expressed in *Flylines* are those of the editors or contributors alone, and do not necessarily represent the views of the Black Hills Flyfishers. Opinions held by the Black Hills Flyfishers or its board will be clearly designated.

Comments or questions regarding this publication, or requests for additional information pertaining to the Black Hills Flyfishers can be directed to one of two newsletter lackeys:

- Mark Vickers, PO Box 8124, Rapid City, S.D. 57709. Call him at (605) 342-4769.
- Steve Buchholz, 10530 Nemo Road, Rapid City, S.D. 57702. Call him at (605) 355-9508.

The BHFF Board of Directors

Members of the the Black Hills Flyfishers Board of Directors serve three-year terms. The Board makes financial and policy decisions for the BHFF. Direct questions to any of the members. Most of them are good guys.

Paul Stabile, President, 343-7864

Bill Coburn, 642-7234 (home) / 642-7741 (office)

Mark Vickers, 342-4769 (home)/342-7676 (office)

Ev Hoyt, 343-2707 (home)/721-2397 (office)

Steve Buchholz, 355-9508 (home)/394-6082 (office)

Jim LaFreniere, 341-5813

Bill Potter, 348-0281

Bob DeMersseman, 721-6643(h) / 343-1880 (o)

Mike DeMersseman, 343-3130 (h) / 342-2814 (o)

John Brewick, 342-6093

Mike Lees, 342-7885 (office) / 348-0549 (home)

Bonnie Edwards, 348-3343

Hans Stephenson, 399-0954

Jim Hawke, jawke@pclient.ml.com

Black Hills Flyfishers Membership Application

Name _____

Address _____

Phone _____

E-mail _____

BHFF annual dues are \$15 for a regular membership, and \$35 or more for a contributor level. Please make checks payable to Black Hills Flyfishers.

Our address:

Black Hills Flyfishers

PO Box 1621

Rapid City, S.D. 57709

The fish thank you

Black Hills Flyfishers
P.O. Box 1621
Rapid City, SD 57709

**PRESORTED
STANDARD
US POSTAGE PAID
RAPID CITY SD
PERMIT #313**

[Black Hills Fly Fishing](#)